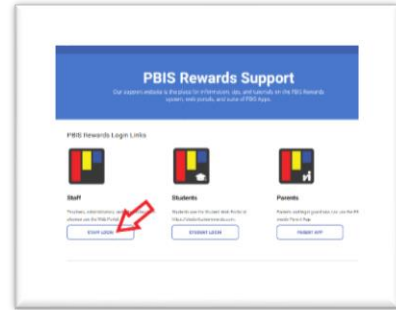




Login to the PBIS Rewards Staff Web Portal:

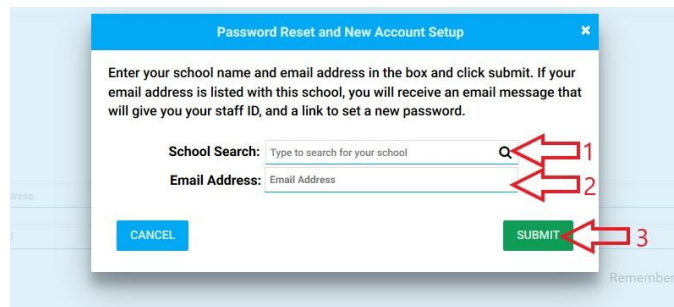
1. Go to pbislogin.com and select the “Staff Login” button.



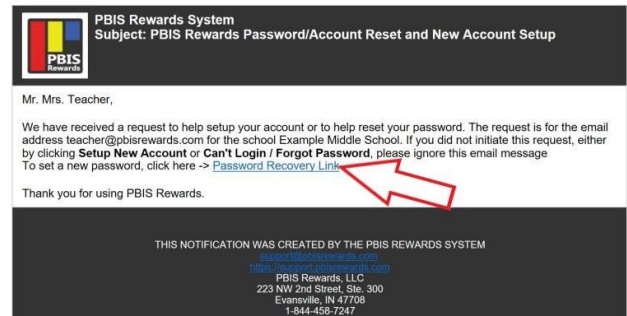
2. Select the green “Setup New Account” button.



3. Search and select your school, then enter your school email address and click “Submit.”



4. Check for an email from PBIS Rewards (make sure to look in your spam/clutter folder). Select the “Password Recovery Link” inside of the email to create a password.



5. Enter your password in the space provided, confirm your password by typing it in a second time and then click “Submit.”



6. Enter your school email and new password then press the green “Sign In” button.

